



---

# **Tools Training:**

## **Tools Recap- Top 10 Questions**

### **Photofy**

# Question 1: Listing Package

---

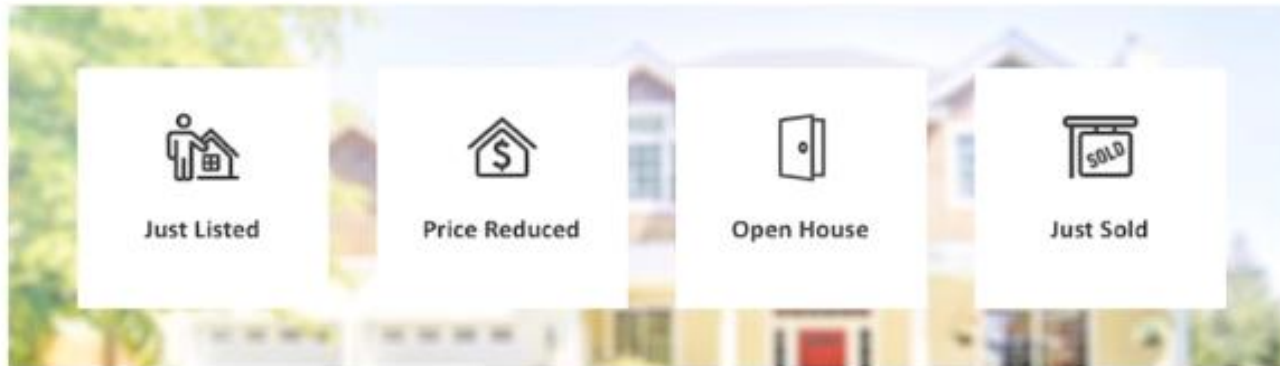


How do I access my  
automated Listing  
packages?



## Design Center Marketing Automation

Delivering *relevant* marketing content at the *right* time for each listing



# Design Center: Marketing Automation





**A RE/MAX AGENT  
CLOSES A DEAL  
EVERY :30 SECONDS**

Your marketing is ready for [Street Address]

Congratulations on your listing! Impress your seller and take the first step in marketing your new listing with this "Just Listed" package – courtesy of RE/MAX, LLC.

**Single Property Website**  
[Share](#) [Tweet](#)

**Social Media Post - 1 Photo**  
[Share](#) [Tweet](#)

**Facebook Boosted Ad**  
Capture more leads! [Click to purchase a boosted ad](#)

**Flyer - 1 Photo**  
[Click to purchase full-color professional printing - Save 25%](#)

**Jumbo Postcard - 1 Photo**  
[Click to purchase same-day targeted mailing - Save 25%](#)

**ePostcard**  
Send up to 2000 emails per month to your contacts through Design Center at no additional charge.

**Virtual Tour**  
[Share](#) [Tweet](#)

**Virtual Tour (Unbranded MLS/IDX)**

**Video**  
[Share](#) [Tweet](#) [Share to link: example.com/youTubeVid](#)

If you would like to make any changes or edits to a marketing piece, please log into the Design Center through Max Center and select this listing's project folder.

Do more: [RE/MAX Design Center](#)  
Get help: [Frequently Asked Questions](#)

# Design Center: Marketing Automation



Project Folders



All

Automated

User Created

Name			Created	
80 Ferry Boulevard #205	8	0	09/25/2019	
105 Technology Drive #2C	8	1	07/19/2019	
80 Ferry Boulevard #203	8	0	07/19/2019	
105 Technology Drive #G2	8	0	07/19/2019	
80 Ferry Boulevard	8	0	07/19/2019	
South Main Street	0	2	10/25/2018	
Lot 5 Adirondack Trail	9	0	06/14/2018	
Lot 15 Adirondack Trail	9	0	06/14/2018	
20 Adirondack Trail	0	1	06/01/2018	
11 Squire Court	0	5	04/23/2018	

# Design Center: Marketing Automation



## Listings

Manage your Listings



List Date ▼	MLS ID ◆	Property ◆	Price ◆	Actions
🕒 09/25/2019	170234593	80 Ferry Boulevard #205 Stratford, CT 06615	\$19	Manage   Delete
🕒 09/20/2018	170127019	80 Ferry Boulevard #203 Stratford, CT 06615	\$19	Manage   Delete
🕒 07/26/2018	170106900	80 Ferry Boulevard #103 Stratford, CT 06615	\$19	Manage   Delete
🕒 06/13/2018	170095594	Lot 15 Adirondack Trail Easton, CT 06612	\$359,000	Manage   Delete
🕒 06/13/2018	170095144	Lot 5 Adirondack Trail Easton, CT 06612	\$359,000	Manage   Delete
🕒 05/14/2018	170083962	105 Technology Drive #2C Trumbull, CT 06611	\$1,850	Manage   Delete
🕒 05/14/2018	170083955	105 Technology Drive #G2 Trumbull, CT 06611	\$19	Manage   Delete
🕒 11/12/2014	99085986	Lot 3 Squire Court Trumbull, CT 06611	\$369,000	Manage   Delete
🕒 11/12/2014	99085988	Lot 7 Squire Court Trumbull, CT 06611	\$369,000	Manage   Delete





## Lot 7 Squire Court

No Image Available

**Address**  
Lot 7 Squire Court  
Trumbull, CT 06611

**List Price**  
\$369,000

**MLS ID**  
99085988

View Projects

Create Project

Create Marketing Package

Revert Listing | Delete Listing

## Question 2: Open House Flyer

---



How do I create an Open House flyer, if I'm hosting for another Agent?



# Design Center: Manual Print Creation



**RE/MAX** Design Center Marissa Pistrutto -

HOME PROJECTS DESIGNS CAMPAIGNS CONTACTS LISTINGS

Get Support

**Design Gallery**  
Hundreds of ways to impress clients

Search Designs

Start by choosing a Product or Design

Recent Favorites Popular New

Creating listing marketing packages JUST GOT EASIER.

Click now to get started >

Designs Show All (1,320)

Product Task Occasion

- Advertisement
- Brochure
- Card
- Door Hanger
- eNewsletter
- ePostcard
- Flyer
- Letterhead
- Newsletter
- Postcard
- Presentation
- Social Media
- Video
- Video eMail
- Virtual Tour
- Web Ad
- Website

# Design Center: Manual Print Creation



## Design Gallery



### Designs

Product

Flyer (2)

Task

Open House (2)

Photo Count

All

Sort By:

New to Old

A to Z

Z to A

Most Popular



# Design Center: Manual Print Creation



## New Project: Project Info



Project Name

Project Description

Project Folder

This design allows listing photos and text to be imported. [Import Photos and Text from listing](#)

- Yes, include the Equal Housing Opportunity (EHO) logo in this project.
- Automatically crop photos when adding or rearranging.

Save and Continue

# Design Center: Manual Print Creation





## Photos



Upload and arrange photos. Take Tour






Photos for TEST by Marissa


[Remove All](#) [Add Photos](#)


View 1 Photo 1   


View 1 Photo 2   


View 1 Photo 3   


View 1 Photo 4 

View 1 Photo 5 

View 1 Photo 6 

[Back](#) [Save and Continue](#)

Save and Review Cropping

# Design Center: Manual Print Creation



View 2

Agent 2 Name

Agent 2 Title

Agent 2 License Number

Agent 2 Phone 1

Agent 2 Phone 2

Agent 2 Email

Agent 2 URL

Back



Save and Continue

# Design Center: Manual Print Creation



## Update Agent Info



Name	<input type="text" value="Steven Inghilterra"/>	Photo 1	
Brokerage	<input type="text" value="RE/MAX Right Choice Real Estate"/>	Agent 2 Photo	
Email address	<input type="text" value="stevei@remax.net"/>		
Title	<input type="text"/>		
Phone 1	<input type="text" value="(860) 707-5634"/>	<input type="text" value="Direct"/>	
Phone 2	<input type="text" value="(860) 659-3343"/>	<input type="text" value="Office"/>	
URL (Web site)	<input type="text"/>		
License	<input type="text"/>		
<input type="button" value="Back"/>			<input type="button" value="Save and Continue"/>

## Question 3: Single Property Website

---



How do I create a Single Property Website for a property that isn't listed yet?

# Design Center: Single Property Website



**RE/MAX** Design Center Marissa Pistrutto -

HOME PROJECTS DESIGNS CAMPAIGNS CONTACTS LISTINGS

Get Support

**Design Gallery**  
Hundreds of ways to impress clients

Search Designs

Start by choosing a Product or Design

Recent Favorites Popular New

Creating listing marketing packages JUST GOT EASIER.

Click now to get started >

Designs Show All (1,320)

Product Task Occasion

- Advertisement
- Brochure
- Card
- Door Hanger
- eNewsletter
- ePostcard
- Flyer
- Letterhead
- Newsletter
- Postcard
- Presentation
- Social Media
- Video
- Video eMail
- Virtual Tour
- Web Ad
- Website



# Design Center: Single Property Website



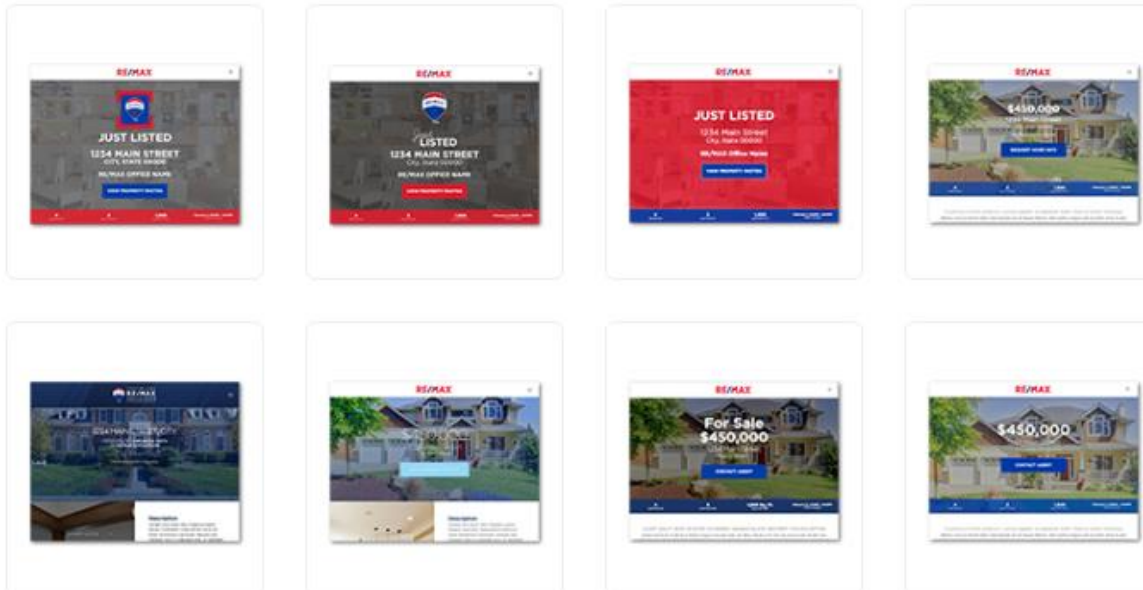
## Design Gallery



### Designs

Product	Task	Brand	Content
Website (8) ▼	Just Listed (8) ▼	All ▼	All ▼
Design Element	Theme		
All ▼	All ▼		

Sort By: [New to Old](#) [A to Z](#) [Z to A](#) [Most Popular](#)



# Design Center: Single Property Website



## New Project: Project Info



Project Name

Project Description

Project Folder

Test

This design allows listing photos and text to be imported. [Import Photos and Text from listing](#)

Search MLS ID or Address

No thanks. I do not want to use listing data when creating this project.

Yes, include the Equal Housing Opportunity (EHO) logo in this project.


**Save and Continue**

# Design Center: Single Property Website



<https://www.vgsi.com/connecticut-online-database/>

The screenshot shows the website interface for the City of Bristol, CT. At the top left is the official seal of the City of Bristol, Connecticut, followed by the text 'BRISTOL, CT'. To the right is the 'VISION GOVERNMENT SOLUTIONS' logo. Below the header, the word 'Welcome' is prominently displayed. A paragraph of text follows, and a blue button labeled 'Enter Online Database' is positioned to the right. A yellow highlighted text block contains a notice about daily valuations. Below this is the signature of the City of Bristol CT Assessment Staff. A final paragraph provides instructions on installing Silverlight. The footer contains the copyright notice for Vision Government Solutions, Inc. in 2020.

 **BRISTOL, CT**

**VISION**  
GOVERNMENT SOLUTIONS

## Welcome

Welcome to the Vision Government Solutions Inc. Assessor's database for the City of Bristol, CT.

***The site valuations are being adjusted daily and only represent work in progress.***

***City of Bristol CT Assessment Staff***

**Enter Online Database**

You may be prompted to install Silverlight (a free product from Microsoft) after you enter. Follow all the prompts to run the plug-in installer. In some cases, you may need to refresh or restart your browser. If you have any questions please call Vision customer support at 800-628-1013 x2.

(c) 2020 Vision Government Solutions, Inc. All rights reserved.



How do I create custom  
Commercials and Listing  
Videos?

# RE/MAX Hustle: Custom Commercials



remaxhustle.com

## RE/MAX HUSTLE

NEW



### Custom Listing Videos

Market your listings with customized, eye-catching videos to highlight their features

GET STARTED

NEW



### Customized Commercials

Add your name, face, and contact information to a whole suite of professional commercials

GET STARTED



### Tools of a RE/MAX Agent

Show off the unique tools that set you apart from the crowd with a personalized RE/MAX commercial

GET STARTED



### Create Hustlegraphics

Show the world just how hard you hustle with your very own beautiful, personalized Hustlegraphic

GET STARTED



### Send A Welcome Mat

Make your recent homeowners feel extra welcomed with a personalized digital welcome mat

GET STARTED


# RE/MAX Hustle: Custom Commercials



**1**  
**AGENT INFO**

RE/MAX <span>▼</span>	
Name	Title
RE/MAX Office Name	
Phone	
Email	
Website	

Add More Information (optional)



Placeholder for a headshot featuring the RE/MAX logo and a dark blue background with horizontal lines.

Once you've filled in your info, select your best headshot from your photo library. The image should be .jpg or .png, but if you don't have a photo that meets those requirements, we can use a RE/MAX design instead.

**UPLOAD HEADSHOT**


# RE/MAX Hustle: Custom Commercials



2

## LISTING DETAILS

The House At
Address Line #1
Address Line #2
Listing Details (ex. 3Br/2Ba; Listed at \$728,000)
Call to Action (ex. Open House 4/27; Call Today)
Extra Details (By Appointment Only; Motivated Seller)



Upload 2-3 photos that show the listing at its best. The images must be either .jpg or .png files.

**SELECT PHOTOS**



# RE/MAX Hustle: Custom Commercials




3

## PICK YOUR FEATURES

Select three clips from the video library that represent the listing features you'd like to highlight. Make sure to number the clips in the order you want them to appear!

*(Tip: Hover over each thumbnail to see a preview.)*






# RE/MAX Hustle: Custom Commercials




4


## CHOOSE YOUR MUSIC




LIKE A BOSS



HUSTLE HERO



FUNK FOR SALE



KEY ROCK

Does everything look good?  
Then let's do this.

**CREATE VIDEO**

## Question 5: Advertising Campaign

---



How do I access the 2020  
Advertising Campaign  
Collateral?

# Marketing Portal: 2020 National Ad Campaign



## 2020 National Ad Campaign



Print



Radio



Logos



Digital



TV



Outdoor

These resources connect your business to the 2020 National Ad Campaign - so that when people see national, regional, or digital ads, they think of you, their local agent.

# Marketing Portal: 2020 National Ad Campaign



## Customizable Video (:15 Sec)

This user-friendly tool on remaxhustle.com lets you quickly create your own RE/MAX agent commercial. In...  
[Read More >](#)



## Web Banners – All Sizes – From For Sale to Sold – Blue

[Download Web](#)



## Web Banners – All Sizes – From For Sale to Sold – Red

[Download Web](#)



## Web Banners – All Sizes – With You Every Step

[Download Web](#)



## Web Banners – All Sizes – All The Listings

[Download Web](#)



## Web Banners – Audience Targeting – Baby Boomers

[Download Web](#)



## Web Banners – Audience Targeting – Gen X

[Download Web](#)



## Web Banners – Audience Targeting – Millennials

[Download Web](#)

# Marketing Portal: 2020 National Ad Campaign



Customizable Assets for Web Banners

[Download Web](#)



Facebook Covers – All Messages

[Download Web](#)



Twitter Covers – All Messages

[Download Web](#)




LinkedIn Covers – All Messages

[Download Web](#)



YouTube Covers – All Messages

[Download Web](#)



Social Shares – From For Sale to Sold – Red

[Download Web](#)



Social Shares – From For Sale to Sold – Blue

[Download Web](#)



Social Shares – With You Every Step

[Download Web](#)

# Marketing Portal: 2020 National Ad Campaign



Social Shares – All The Listings

[Download Web](#)



Social Shares – Don't Worry

[Download Web](#)



Email Signature – All The Listings

[Download Web](#)



Email Signature – With You Every Step

[Download Web](#)




Email Signature – From For Sale to Sold

[Download Web](#)



Print Ad – From For Sale to Sold – Blue

[Download](#)



Print Ad – From For Sale to Sold – Red

[Download](#)



Print Ad – With You Every Step


[Download](#)

# Marketing Portal: 2020 National Ad Campaign



Print Ad – All the Listings

[Download](#)



Customizable Assets for Print Ads

Art files that can be used and shared with a designer to personalize your local... [Read More >](#)

[Download](#)



All Radio Files (:15 :30 and :60)

[Download](#)



All Scripts for Radio (:15 :30 and :60)

[Download](#)



2020 TV Spots

The new 2020 Ad Campaign TV spots are available to view on YouTube! TV spots [Read More >](#)



Outdoor Campaign – Digital – From For Sale to Sold

[Download Web](#)



Outdoor Campaign – Digital – With You Every Step

[Download Web](#)



Outdoor Campaign – Digital – All the Listings

[Download Web](#)

# Marketing Portal: 2020 National Ad Campaign



Outdoor Campaign – Digital – Don't Worry

[Download Web](#)



Outdoor Campaign – From For Sale to Sold

[Download](#)



Outdoor Campaign – With You Every Step

[Download](#)



Outdoor Campaign – All the Listings

[Download](#)



Outdoor Campaign – Don't Worry

[Download](#)



Outdoor Campaign – Customizable Boards 2020

[Download](#)



That's the sign of a RE/MAX agent®

Sign of a RE/MAX Agent – Vertical – Blue, White

[Download Print](#)

[Download Web](#)



That's the sign of a RE/MAX agent®

Sign of a RE/MAX Agent – Horizontal – Blue, White

[Download Print](#)

[Download Web](#)

That's the sign of a RE/MAX agent®

Sign of a RE/MAX Agent – Words Only – Blue, White

[Download Print](#)

[Download Web](#)



## Question 6: Texting Links

---




How do I text out links for  
commercials and marketing  
pieces?

# Share Links: Texting



## 28 Pleasant Street

Project Folders > 28 Pleasant Street > 28 Pleasant Street







**Design Type:**  
Flyer


**Description:**  
Created automatically on February 25, 2020  
from listing with ID '170275114'


Preview  
Edit  
Duplicate  
Move | Delete


Show: Distribute Links & Tools Email History

Type	Date	Size	Actions
Hosted PDF	02/29/2020	4.05MB	   

**Print Options**

  
*Design, Print & Mail Postcards Online. Same Day!*



xpressdocs 

Print It Yourself

# Share Links: Texting



## Project Published. Available Links:

---



### Link

Copy and paste the link below into an email, blog, tweet, Facebook post, etc.

Short URL

[Advanced Options](#)

---

<https://marketing.remaxdesigncenter.com/05/256305/56665417/56665417.jpg>



**Marissa Pistrutto** <marissapistrutto@gmail.com>

to me ▾

## Question 7: Support

---



How do I contact RE/MAX  
Support?

# MAX/Center: RE/MAX LLC & Integra Support



 ABOVE <small>(THE RE/MAX MAGAZINE)</small>	 EDR TRAVEL	 SHOP RE/MAX <small>APPROVED SUPPLIERS &amp; MORE</small>	 LEADSTREET <sup>®</sup> <small>Powered by Homes.com</small>	 DESIGN CENTER	 RE/MAX UNIVERSITY <sup>®</sup>
Above Magazine	EDR Travel	Shop RE/MAX	LeadStreet Homes	Design Center	RE/MAX University
 CHILDREN'S MIRACLE NETWORK HOSPITALS MIRACLE SYSTEM	 customize joinremax.com	 MY ACCOUNT	 REFERRAL EXCHANGE <small>Powered by SWS</small>	 MARKETING	 MOTTO <sup>®</sup> MORTGAGE <small>JOIN THE NETWORK</small>
CMNH	Customize Joinremax	AO Portal	Global Referral Exchange	Marketing Portal	Motto Mortgage Corporate Site
 LAUNCHPAD	 TECH NEWS	 RECRUITING+RETENTION	 rem.ax <small>url shortener</small>	 SUPPORT SERVICES <small>Powered by Salesforce</small>	 MaxHelpsYou.com <small>RE/MAX SUPPORT</small>
Launchpad	Tech News	Recruiting and Retention	URL Shortener	Support Services	Broker & Agent Support

# MAX/Center: RE/MAX LLC & Integra Support



[Submit a request](#) [Sign in](#)

Have Questions?  
We Have The Answers.



## Welcome to the RE/MAX INTEGRA Help Center!

Please select an action below, or click Help in the bottom-right corner to review other ways to reach us.

[Known Issues](#)

[Schedule A Call](#)

[Submit Request](#)

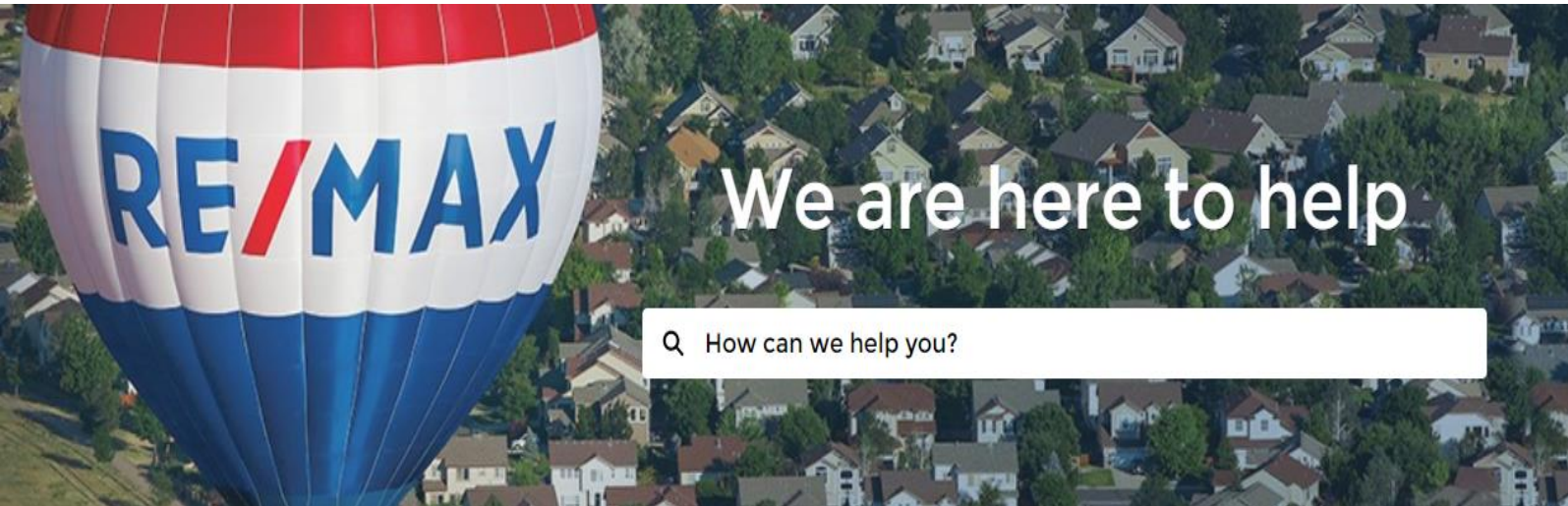
[Ontario Atlantic  
Knowledge Base](#)



[US  
Knowledge Base](#)




# MAX/Center: RE/MAX LLC & Integra Support



[Welcome to the new Product Support Community Portal!](#)

You've come to the right place to get the support you need - and get it fast! You can check your tickets, submit a new ticket, and even live chat with a Product Support teammate!

Knowledge



New Ticket



My Tickets



You can call or text us at 888-398-7171

How would you rate your experience with RE/MAX?



Chat With An Expert

## Question 8: Technology Videos

---



How do I access quick hit technology videos?



# RE/MAX University: Technology Videos



university

TOTAL POINTS **30**
BADGES 

0
Welcome, Jeff

SUPPORT

- Home
- Watch a Video
- Take a Course
- Watch Tracks
- Guides
- Special Offers
- Translated Content

### LEARNING TRACKS

- New to Real Estate
- New to RE/MAX
- Team Track

Quick Links

- Broker/Owner Training
- CE Shop
- Coaches Corner
- CMN
- RE/MAX University Library

Technology

- Design Center
- Comprehensive Overview
- Brokers
- Tech Support
- booj

## The Pathway to Mastery™ —Essentials

### GET CERTIFIED TODAY

The industry's most innovative training, this 8-module course takes a deep dive into lead generation, negotiation strategies, buyer and seller tactics and more. Specifically designed for both new and veteran agents to increase production and build a world-class business plan.

REGISTER NOW!

**Recently Watched**

Design Center: Marketing Automation

This is a tutorial about the marketing automation feature wi...

**Learning Tracks**

NEW TO RE/MAX

**Recommended Content**

Managing and Fostering Healthy Team Growth

What has your team growth looked like and how to you foster ...

**Leader Board**

Points	Name
34350	Kendra Wagoner
34100	Kaitie Byers
34100	Isabel Negron
34100	Denise Kreitzman
33860	Donna Ferri

**New Videos**

Website Set Up  
February 2020

RE/MAX INTEGRA booj Website Set Up  
Webinar | February 18, 2020

What is booj?

RE/MAX INTEGRA booj CRM Set  
Webinar | February 18, 2020

5 Success Factors

Websites 201\_ Take your booj Website to the Next Level!

R4 2020 Featured Morning Super Session

2020 R4 Wednesday morning subject session hosted by Nick Baile...

**Most Popular**

A Winning Approach for Every Listing Presentation

David Fauquier RE/MAX Preferred Professionals in Bridgewater...

Scripts to Win the Listing Every Time

Top California RE/MAX agent Neal Weichel says the key to win...

Design Center: Marketing Automation

This is a tutorial about the marketing automation feature wi...

Attracting Buyers and Sellers with Video

Using a video enables you to connect with customers on an on...

41



## Technology

Design Center

Comprehensive Overview

Brokers

Tech Support

booj



How do I access the required fillable office forms?

# Right Choice Intranet: Office Forms



mrcagentsite.com



Home

This is our agent website where you can find everything you need!

Home Page
Calendar
Agent Ranking Reports
Business Planning
Commercial Training
Crumbling Foundations
Foundational Modules
Housing Data Reports
HUD Instructions
It Comes With RE/MAX Right Choice
Important Links
Monthly Market Reports
Marketing Materials
Mastery Modules
Momentum
Our Agents & Admin Contact Information
Pre-Listing Presentation
Presentation from RE/MAX Events
Real Estate Forms
Sales Rally
Sandler Training Videos
SmartMLS
Success Training
Tools Training



[Home](#)

## Real Estate Forms

- CMN Pledge Form
- Commission Deposit Record - Fillable Form
- Commission Deposit Record Team - Fillable Form
- Escrow Release - Fillable Form
- Property Sold/Rental Report - Fillable Form
- Open House Guest Register
- Referral Confirmation
- Rental Application - Fillable Form
- Experian Credit Report Application
- Real Estate Contract Termination Form

## Question 10: Local Market Update

---



How do I pull Market Update reports?

# MLS FastStats: Local Market Updates



Geography:

Select an area... ▼

Time Period:

Most Recent ▼

**VIEW REPORT**

# FastStats: Local Market Updates



## Local Market Update – November 2019

A Research Tool Provided by SmartMLS



## Hartford County

Single Family Key Metrics	November			Year to Date		
	2018	2019	% Change	Thru 11-2018	Thru 11-2019	% Change
New Listings	714	<b>685</b>	- 4.1%	11,994	<b>11,876</b>	- 1.0%
Pending Sales	621	<b>709</b>	+ 14.2%	7,821	<b>8,176</b>	+ 4.5%
Closed Sales	693	<b>634</b>	- 8.5%	7,843	<b>7,946</b>	+ 1.3%
Days on Market Until Sale	65	<b>60</b>	- 7.7%	50	<b>58</b>	+ 16.0%
Median Sales Price*	\$225,000	<b>\$231,043</b>	+ 2.7%	\$232,500	<b>\$234,000</b>	+ 0.6%
Average Sales Price*	\$262,296	<b>\$263,197</b>	+ 0.3%	\$267,672	<b>\$270,929</b>	+ 1.2%
Percent of List Price Received*	97.6%	<b>97.8%</b>	+ 0.2%	98.2%	<b>98.5%</b>	+ 0.3%
Inventory of Homes for Sale	3,243	<b>2,948</b>	- 9.1%	—	—	—
Months Supply of Inventory	4.7	<b>4.0</b>	- 14.9%	—	—	—



# FastStats: Local Market Updates



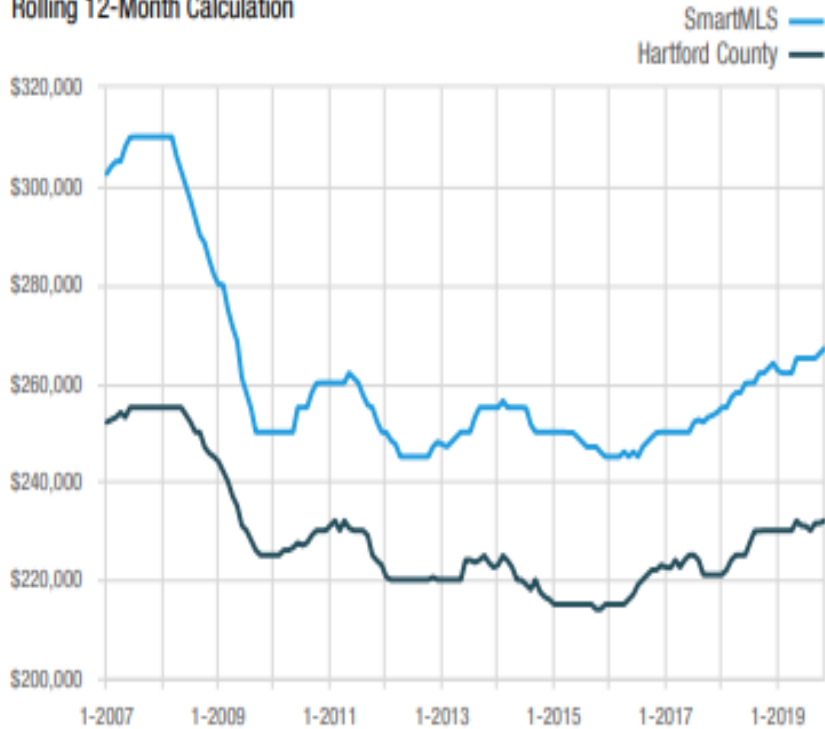
Townhouse/Condo Key Metrics	November			Year to Date		
	2018	2019	% Change	Thru 11-2018	Thru 11-2019	% Change
New Listings	179	<b>180</b>	+ 0.6%	2,983	<b>2,838</b>	- 4.9%
Pending Sales	154	<b>170</b>	+ 10.4%	2,049	<b>2,091</b>	+ 2.0%
Closed Sales	180	<b>177</b>	- 1.7%	2,061	<b>2,037</b>	- 1.2%
Days on Market Until Sale	66	<b>45</b>	- 31.8%	61	<b>61</b>	0.0%
Median Sales Price*	\$148,500	<b>\$154,900</b>	+ 4.3%	\$153,000	<b>\$152,500</b>	- 0.3%
Average Sales Price*	\$171,744	<b>\$171,779</b>	+ 0.0%	\$172,824	<b>\$174,308</b>	+ 0.9%
Percent of List Price Received*	97.0%	<b>97.6%</b>	+ 0.6%	96.5%	<b>97.1%</b>	+ 0.6%
Inventory of Homes for Sale	741	<b>643</b>	- 13.2%	—	—	—
Months Supply of Inventory	4.0	<b>3.5</b>	- 12.5%	—	—	—

# FastStats: Local Market Updates



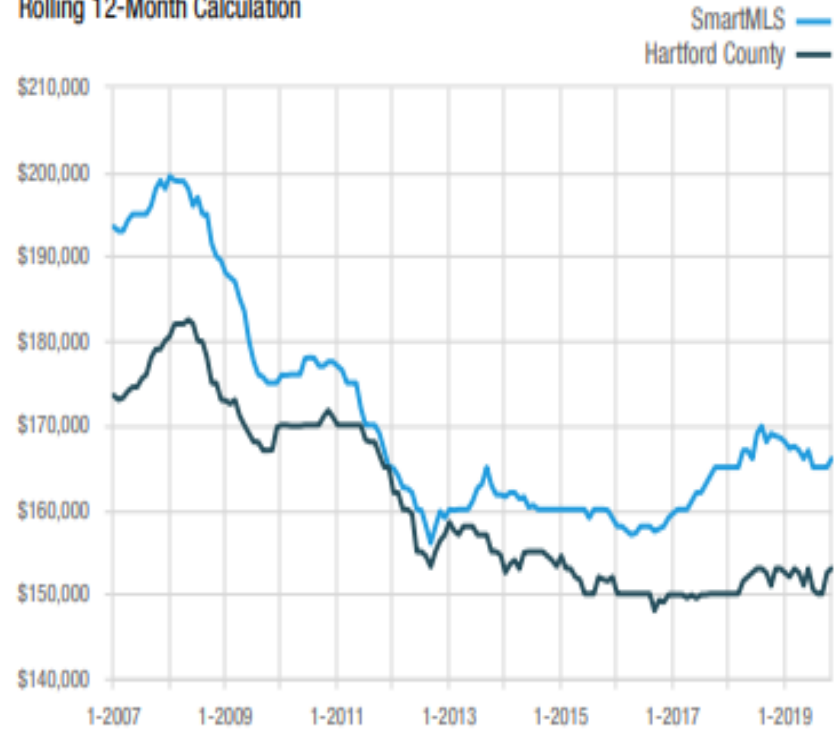
## Median Sales Price - Single Family

Rolling 12-Month Calculation



## Median Sales Price - Townhouse/Condo

Rolling 12-Month Calculation





# Photofy: Setup

---



- Log into your MAX/Center account (remax.net)
- Select your photo in the upper right-hand corner to open your profile
- In the URL (web address), you will see a 9 digit number. That is the agent ID that you will need (MDIC). Copy that number.
- In another tab, open <https://photofy.com/remax-agent>
- Entire the required information. In the 'Agent ID' field, you will paste the number that you copied from your MAX/Center account
- Once you have agreed to the terms, open your app store and download the Photofy app
- Log into the Photofy app by entering the email address you used to signup for Photofy

# Photofy: Video Library

---



- <https://vimeo.com/showcase/6184399/video/350750709>
- 9 short videos, less than 1 minute each

# Concluding Thoughts



***You don't have to be great to start,  
but you have to start to be great.***

**Joe Sabah**

SUCCESS IS A JOURNEY,  
NOT A DESTINATION

